















**Model Color Chart, Fusion single 300W/lin inch bulb, actual dose (mJ/cm²)
measured with ILT-393 radiometer, (UVA/UVB range)
UV Intensity (UVC105) labels**

H-bulb			D-bulb	
Unexposed			Unexposed	
100			150	
200			350	
400			600	
550			900	
800			1300	
1700			2600	
3400			5200	

Lamp Intensity, %	Belt Speed, ft/min	Dose, mJ/cm ²	Color
0	0	0	
10	12.44	358	
15	12.44	568	
25	12.44	956	
35	12.44	1285	
50	12.44	1723	
65	12.44	2559	
85	12.44	3286	
100	12.44	3716	
100	10	4622	
100	7	6917	
100	6	7724	
100	5	9526	
100	2	22605	
100	1	45455	
100	0.8	57584	